


Every legend leaves a legacy.

# THE LEGEND LIVES ON




AMERICAN SOCIETY OF LANDSCAPE ARCHITECTS MINNESOTA

## The Impact of Parks



Central Park in New York, NY, designed by Frederick Law Olmsted in 1858.



Feeling a need for an urban park to rival Central Park, 155,000 trees were planted in San Francisco's Golden Gate Park which rises out of former sand dunes.

Green spaces play an important role in social sustainability, pedestrian movement and mental health. Urban parks are vital to providing space for the expression of diversity, both personal and cultural. It has been shown that engagement in urban parks can increase and enhance community

cohesion and identity. Parks contribute to the quality of a community's life by providing opportunities to come in contact with nature, promoting a healthier lifestyle and improving physical and psychological health.

### Details

National Park Holdings

**84**

Million Acres

Annual Visitors to Central Park

**25**

Million People

Largest Park in United States

**16,283**

Acre South Mountain Park in Phoenix, Arizona

San Diego's urban forest removes

**4.3**

Million lbs. of pollutants annually

Private Real Estate Investment of

**4**

Billion Inspired by Highline Park

## The Power of Partnership Between Structure and Landscape



Fallingwater, designed by Frank Lloyd Wright in 1935. Wright drew inspiration for his design from the wooded Pennsylvania landscape on which the house sits.



Glass House by Philip Johnson. Built in Connecticut in 1949, the house has a bold emphasis on exposure to the landscape from within its glass walls.




The extensive green roof on Chicago's City Hall. Designed by William McDonough and completed in 2001.

"In recent decades "landscape" has taken on an expanded definition in architecture. In the first half of the twentieth century, the architectural avant-garde celebrated autonomy from nature, and architects devised utopian schemes for creating urban realms ex novo, with little consideration for their surroundings. More recently, however, the challenges of a threatened environment and rapidly expanding cities have fostered a revised understanding of landscape. Harmony between the spatial, social, and environmental aspects of human life has become a priority in political thought, and this has had profound reverberations in both architecture and landscape design. "Landscape"—no longer understood merely as nature untouched—now encompasses complex interventions by architects and landscape architects in urban and rural surroundings." *Andres Lepik*



Architecture is rediscovering age old traditions in which structure and landscape co-exist in a harmonious synergy like these sod roofs on the Faroe Islands near Iceland.



Peavey Plaza, designed by M. Paul Friedberg in 1975. The Plaza, next to the Minnesota Orchestra Hall, serves as an important cultural amenity in Downtown Minneapolis.

Every year since 2006 US News and World Report has listed Landscape Architect as one of the best jobs.

### Next Steps

What can you do with your new found enthusiasm for Landscape Architecture?

Learn More about Landscape Architecture in Minnesota and become a member: [www.asla-mn.org](http://www.asla-mn.org)

Learn more about Theodore Wirth and the history of our spectacular park system: *Books Minneapolis Park System 1883 - 1944* on sale here and online at: [www.terracehorticulturalbooks.com](http://www.terracehorticulturalbooks.com)

Donate memorabilia and period drafting tools to the Minneapolis Parks Legacy Society for inclusion in the Wirth House.

Have a nice day.

M. Paul Friedberg, FASLA design for Peavey Plaza is built connecting Loring Parkway to Orchestra Hall. 1975

Freeway Park in Seattle, Washington designed by Lawrence Halprin, FASLA as an innovative reclaiming of interstate right-of-way for park space.

1976 Lawrence Halprin, FASLA designs Heritage Park Plaza in Texas. 1980

Roger Martin becomes Minnesota's first ASLA Fellow. 1981

Ted Wirth elected as ASLA president. 1982

Demonstrating that Wirth's cry that "Parks are for the people" has been fully absorbed by the electorate Orange County voters rejected a commercial airport plan, designating 1,347 acres of land for park development instead. 2002

Rose Kennedy Greenway built atop Boston's Big Dig. 2008

Southern section of New York's Highline Park opens. 2006